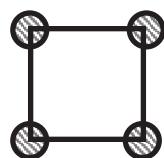
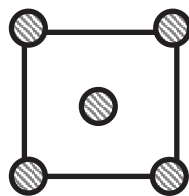


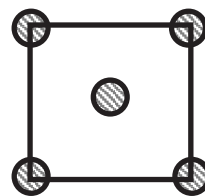
400x400mm



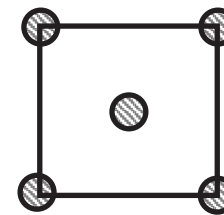
500x500mm



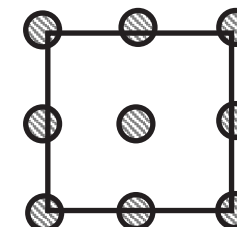
600x600mm



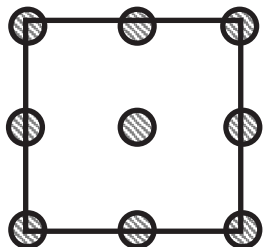
750x750mm



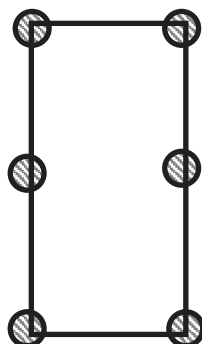
800x800mm



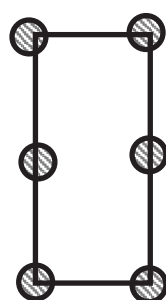
900x900mm



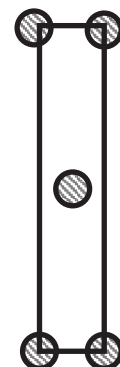
1000x1000mm



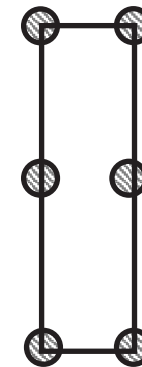
600x1200mm



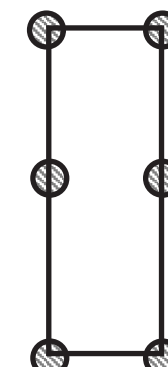
450x900mm



200x1200mm



300x1200mm



400x1200mm

Surface de la terrasse	20m ²	50m ²	100m ²	1000m ²
Longueur	5	10	10	50
Largeur	4	5	10	20
Format de dalle	Plots/m ²	Plots/m ²	Plots/m ²	Plots/m ²
400x400mm	7,70	7,28	6,76	6,43
500x500mm	4,95	4,62	4,41	4,14
600x600mm *	4	3,57	3,30	2,95
750x750mm	4,87	4,40	4,11	3,74
800x800mm	4,36	3,92	3,64	3,30
900x900mm	6,54	5,98	5,62	5,17
100x100mm	5,54	4,94	4,62	4,21
200x1200mm	10,85	9,70	9,51	8,62
300x1200mm	7,50	6,48	6,30	5,78
400x1200mm	5,50	5,04	4,68	4,34
600x1200mm	4,00	3,60	3,24	2,98
900x450mm	6,50	6,24	5,76	5,20

➔ La pose sur plots est conseillée pour les dalles de dimensions de 400x400mm minimum, conformément aux indications du producteur de dalles.

➔ Pour des formats de dalles supérieures à 600x600mm, on tient compte dans le calcul de supports supplémentaires sous la dalles.

➔ Pour des dalles rectangulaires, la quantité de supports dépendra de la direction de pose.

➔ * Consultez le fabricant de la dalle pour vérifier l'aptitude de leur produit en dehors du domaine d'application et la nécessité de soutien au milieu de la dalle.